

HATCH WALL-HUNG TOILET SEAT

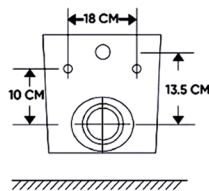
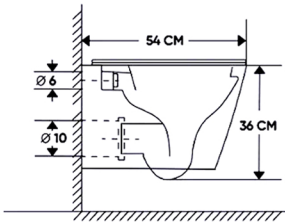
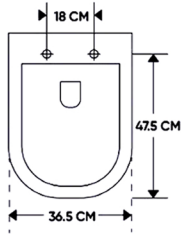
Product Name: MELISA WALL-HUNG TOILET SEAT
Model Number: HAT-TL090



FOR TOILET SEAT



FOR SEAT COVER



AVAILABLE COLORS:



DESCRIPTION

Wall-Hung Toilet with Seat Cover
 Collection: Melisa
 Shape: Oval

DIMENSION

540 x 365 x 360 MM

TECHNICAL SPECIFICATION

Material: Main Body - Vitreous China.
 Seat Cover: UF (Soft Close)
 Accesories: Plastic and Stainless Steel (SUS 304)
 Installation Type: Wall-Hung P-Trap.
 Water Consumption: 3.6 L / M.
 Packaging Unit: 1 Pc.
 Net Weight: 25 K.G.
 Toilet Seat Weight Limits: 200 K.G.
 Distance between fixing screws holes: 180 mm
 Compatibility: Compatible with Concealed Cistern

APPLICATIONS

Bathroom

BOX COMPONENTS

- Wall-Hung Toilet Seat
- Seat Cover with Fixing Screws
- Wall-Hung Toilet Pad
- Conceal fixing screw-iron
- Installation Manual

WARRANTY

10 Years For the Toilet
 5 Years For the Seat Cover

COUNTRY OF ORIGIN

Made in China for HATCH Sanitary



HATCH SANITARY

Hatch Sanitary is a trademark owned by MHG

Old Al Kharj Road, Building No. 3533
 Riyadh 14511 - 8305
 Kingdom of Saudi Arabia

📧 info.mhg@marketing-home.com

☎ 800 122 2230