

## HATCH WALL-HUNG TOILET SEAT

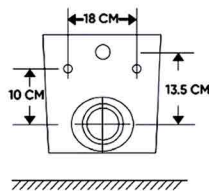
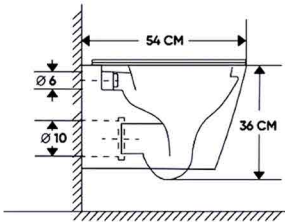
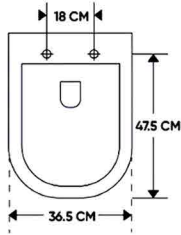
**Product Name: MELISA WALL-HUNG TOILET SEAT**  
**Model Number: HAT-TL090**



FOR TOILET SEAT



FOR SEAT COVER



### AVAILABLE COLORS:



### DESCRIPTION

Wall-Hung Toilet with Seat Cover  
 Collection: Melisa  
 Shape: Oval

### DIMENSION

54 x 36.5 x 36 cm

### TECHNICAL SPECIFICATION

Material: Main Body - Vitreous China.  
 Seat Cover: UF (Soft Close)  
 Accesories: Plastic and Stainless Steel (SUS 304)  
 Installation Type: Wall-Hung P-Trap.  
 Water Consumption: 3.6 L / M.  
 Packaging Unit: 1 Pc.  
 Net Weight: 25 K.G.  
 Toilet Seat Weight Limits: 200 K.G.  
 Distance between fixing screws holes: 18 cm  
 Compatibility: Compatible with Concealed Cistern

### APPLICATIONS

Bathroom

### BOX COMPONENTS

- Wall-Hung Toilet Seat
- Seat Cover with Fixing Screws
- Wall-Hung Toilet Pad
- Conceal fixing screw-iron
- Installation Manual

### WARRANTY

10 Years For the Toilet  
 5 Years For the Seat Cover

### COUNTRY OF ORIGIN

Made in China for HATCH Sanitary



### HATCH SANITARY

Hatch Sanitary is a trademark owned by MHG

Old Al Kharj Road, Building No. 3533  
 Riyadh 14511 - 8305  
 Kingdom of Saudi Arabia

info.mhg@marketing-home.com

800 122 2230