

HATCH EXPOSED MIXERS

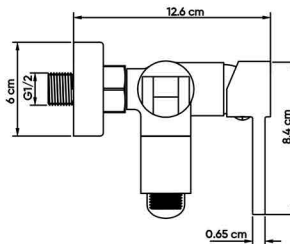
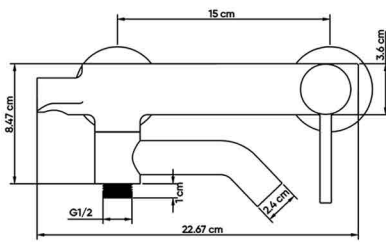
Product Name: EXPOSED MIXER WITH SPOUT 2-WAY
Model Number: HAT-MX056



AGAINST MANUFACTURING DEFECTS



SURFACE & ACCESSORIES



AVAILABLE COLORS



GLOSSY CHROME
SW-60196808



MATTE BLACK
SW-60196809



BRUSHED NICKEL
SW-60196810



GLOSSY GOLD
SW-60196811



BRUSHED GOLD
SW-60196812



BLACK TITANIUM
SW-60196813

DESCRIPTIONS

Material: Brass main body and Spout, frame material: Stainless steel (SUS 304)
Shape: Round
Packaging unit: 1 piece

TECHNICAL SPECIFICATION

Maximum Flow rate at 3 bar: 10.4 L/min
 Maximum operating pressure: 15 bar
 Mounting type: Exposed
 Connection size: G 1/2 in
 Decorative ring thickness: 0.8 mm
 Ceramic cartridge: for handle/brass cartridge for diverter
 Non-return valve: Yes
 Two way functions
 Non Scratch Protector: Yes
 Distance between water supply hole: 15 cm ± 1.2 cm
 Rotatable spout: Yes (90° degrees)
 Non-scratch protector: Yes
 Spout center distance: 10.7 cm
 Removable aerator, easy to clean
 Uses as: Shattaf Mixer Shower Mixer, and Bathtub Mixer

DIMENSIONS

22.6 x 12.6 x 8.4 CM

APPLICATIONS

Bathroom

BOX COMPONENTS

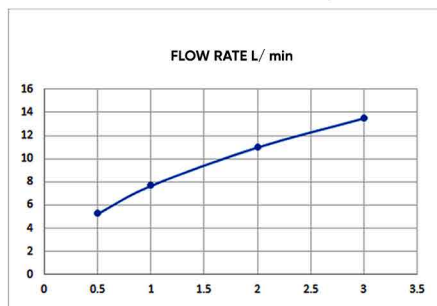
- Mixer with built-in Spout
- Handle
- (SUS 304) Frame
- (SUS 304) S-union sets
- Silicon & Rubber
- Non-return valve
- Aerator key
- Allen key

COUNTRY OF ORIGIN

Made in China for HATCH Sanitary

WARRANTY

7 years against manufacturing defects
 2 years for surface and accessories



HATCH SANITARY

Hatch Sanitary is a trademark owned by MHG

Old Al Kharj Road, Building No. 3533
 Riyadh 14511 - 8305
 Kingdom of Saudi Arabia

© info.mhg@marketing-home.com

☎ 800 122 2230