

## HATCH WASHBASIN MIXERS


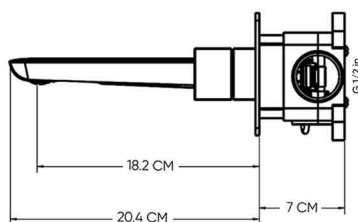
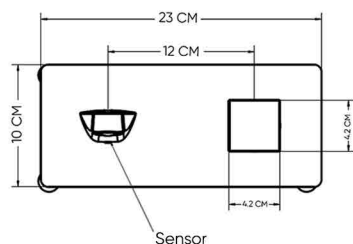
**Product Name: WASHBASIN WALL-MOUNTED TOUCHLESS MIXER**  
**Model Number: HAT-MX052**



CONCEALED MIXER



MIXER ACCESSORIES AND MECHANICAL PARTS



### AVAILABLE COLORS



GLOSSY CHROME  
SW-60196652



MATTE BLACK  
SW-60196653



BRUSHED NICKEL  
SW-60196654



GLOSSY GOLD  
SW-60196655



BRUSHED GOLD  
SW-60196655



BLACK TITANIUM  
SW-60196657

### DESCRIPTIONS

Material: Brass main body Concealed Mixer, Plate and Spout material: Stainless steel (SUS 304)  
 Shape: Square  
 Packaging unit: 1 piece

### DIMENSIONS

20.4 x 23 x 10 CM

### TECHNICAL SPECIFICATION

Installation type: Wall-mounted  
 Average Flow rate: 3.87 L/min  
 Water consumption: Class A  
 Spray type: Normal spray  
 Maximum operating pressure: 15 bar  
 Function: Touchless  
 Water type: Hot and Cold  
 Sensor time: Immediate sensor when reach out the hands  
 Sensor distance: from 5 to 14 cm  
 Electricity supply: 2 pcs of AAA Battery  
 Connection type: G 1/2 in connections  
 Spout length: 193 mm  
 Ceramic cartridge: 35 mm  
 Solenoid valve: Yes  
 Non-return valve: Yes  
 With aerator, easy to clean  
 With embodied box, easy to install

### APPLICATIONS

Bathroom

### BOX COMPONENTS

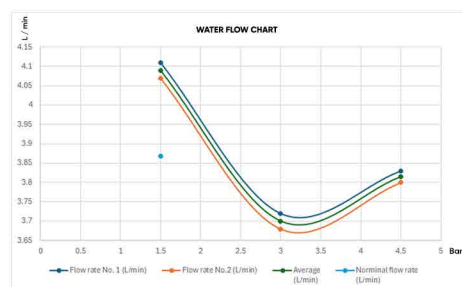
- Handle for Hot and Cold water
- Spout
- Brass Concealed Mixer with Plastic (ABS) protection box
- Brass Connector
- (SUS 304) Frame
- (SUS 304) Screws
- Fischer wall plug set
- AAA Battery Box
- Filter key
- Allen key

### COUNTRY OF ORIGIN

Made in China for HATCH Sanitary

### WARRANTY

5 years for concealed mixer  
 2 years for mixer accessories and mechanical parts



### HATCH SANITARY

Hatch Sanitary is a trademark owned by MHG

Old Al Kharj Road, Building No. 3533  
 Riyadh 14511 - 8305  
 Kingdom of Saudi Arabia

info.mhg@marketing-home.com

800 122 2230