

HATCH WASHBASIN MIXERS


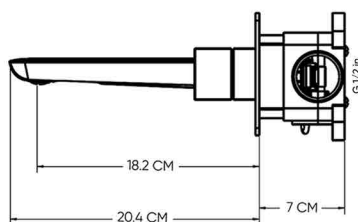
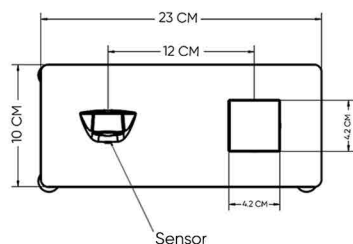
Product Name: WASHBASIN WALL-MOUNTED TOUCHLESS MIXER
Model Number: HAT-MX052



CONCEALED MIXER



MIXER ACCESSORIES, MECHANICAL PARTS AND SURFACE



AVAILABLE COLORS



GLOSSY CHROME
SW-60196652



MATTE BLACK
SW-60196653



BRUSHED NICKEL
SW-60196654



GLOSSY GOLD
SW-60196655



BRUSHED GOLD
SW-60196655



BLACK TITANIUM
SW-60196657

DESCRIPTIONS

Material: Brass main body Concealed Mixer, Plate and Spout material: Stainless steel (SUS 304)
 Shape: Square
 Packaging unit: 1 piece

DIMENSIONS

20.4 x 23 x 10 CM

TECHNICAL SPECIFICATION

Installation type: Wall-mounted
 Average Flow rate: 3.87 L/min
 Water consumption: Class A
 Spray type: Normal spray
 Maximum operating pressure: 15 bar
 Function: Touchless
 Water type: Hot and Cold
 Sensor time: Immediate sensor when reach out the hands
 Sensor distance: from 5 to 14 cm
 Electricity supply: 2 pcs of AAA Battery
 Connection type: G 1/2 in connections
 Spout length: 20.4 cm
 Ceramic cartridge
 Solenoid valve: Yes
 Non-return valve: Yes
 With aerator, easy to clean
 With embodied box, easy to install

APPLICATIONS

Bathroom

BOX COMPONENTS

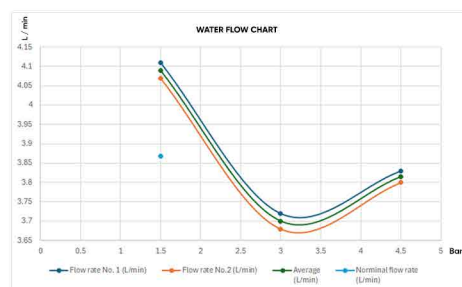
- Handles for Hot and Cold water
- Spout
- Brass Concealed Mixer with Plastic (ABS) protection box
- Brass Connector
- (SUS 304) Frame
- (SUS 304) Screws
- Fischer wall plug set
- AAA Battery Box
- Aerator key
- Allen key

COUNTRY OF ORIGIN

Made in China for HATCH Sanitary

WARRANTY

5 years for concealed mixer
 2 years for mixer accessories, mechanical parts and surface



HATCH SANITARY

Hatch Sanitary is a trademark owned by MHG

Old Al Kharj Road, Building No. 3533
 Riyadh 14511 - 8305
 Kingdom of Saudi Arabia

info.mhg@marketing-home.com

800 122 2230