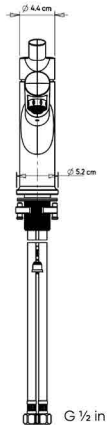
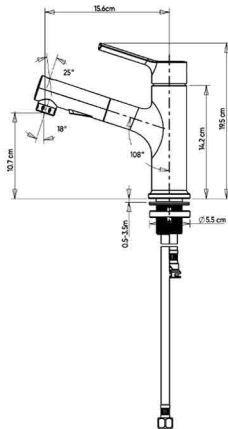


## HATCH COUNTERTOP WASHBASIN MIXERS

**Product Name: SINGLE LEVER WASHBASIN MIXER**  
**Model Number: HAT-MX039**



### AVAILABLE COLORS

**GLOSSY CHROME**  
SW01530577

**MATTE BLACK**  
SW01530578

### DIMENSIONS

19.5 x 15.6 x 5.2 CM

### DESCRIPTIONS

Three Functional Pull-out Washbasin Mixer

**Material:** Main body : Brass, Inlet hose material: Stainless steel (SUS 304), Pull-out hose material: Nylon  
 Packaging unit: 1 piece

### TECHNICAL SPECIFICATION

Average Flow rate: 3.65 L/min  
 Maximum operating pressure: 15 bar  
 Water consumption: Class A  
 Spray type: Stream, Spray, Waterfall  
 Mounting type: Countertop  
 Connection type: G 1/2 in  
 Spout height: 10.7 cm  
 Inlet hose size: 60 cm  
 Pull-out hose size: 120 cm  
 Gravity device rubber: 320 g  
 Non return valve: Yes  
 Removable aerator: Yes (Easy to clean)  
 Ceramic cartridge

### APPLICATIONS

Bathroom/Washroom

### BOX COMPONENTS

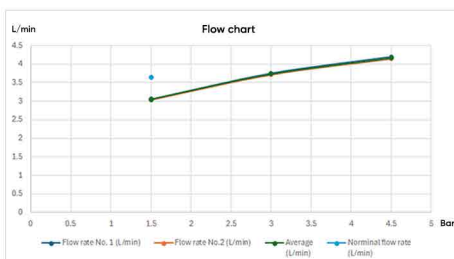
- Single Lever Mixer
- 2 Hoses (Hot & Cold)
- Fixing set
- (SUS 304) Screws
- Nylon hose for head shower
- Gravity device

### COUNTRY OF ORIGIN

Made in China for HATCH Sanitary

### WARRANTY

5 years for function  
 2 years for surface



### HATCH SANITARY

Hatch Sanitary is a trademark owned by MHG

Old Al Kharj Road, Building No. 3533  
 Riyadh 14511 - 8305  
 Kingdom of Saudi Arabia

© info.mhg@marketing-home.com

☎ 800 122 2230