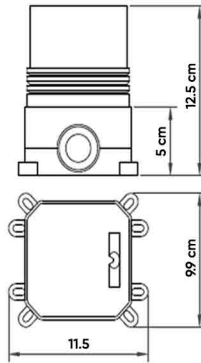
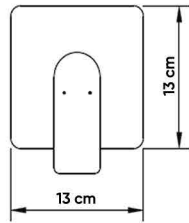
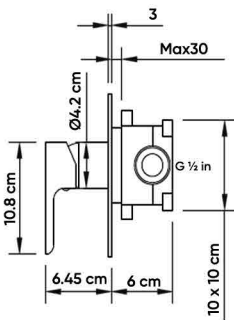


HATCH WALL-MOUNTED SHOWER MIXERS

Product Name: WALL-MOUNTED SHOWER MIXER
Model Number: HAT-MX012



AGAINST MANUFACTURING DEFECTS



FOR MECHANICAL PARTS

AVAILABLE COLORS



GLOSSY CHROME
SW01330165



MATTE BLACK
SW01330166



BRUSHED NICKEL
SW01530078



GLOSSY GOLD
SW01530079



BRUSHED GOLD
SW01530080



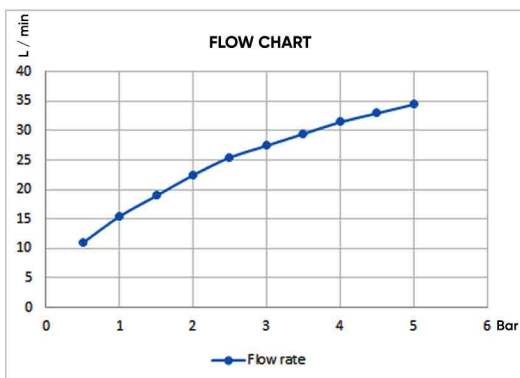
BLACK TITANIUM
SW01530081

DESCRIPTIONS

Material: Brass main body Concealed Mixer, Frame material: Stainless steel (SUS 304)
Shape: Square
Packaging unit: 1 piece

TECHNICAL SPECIFICATION

Installation type: Wall-mounted
Flow rate at 3 bar: 27.5 L/min, **Flow rate:** Effective with water outlet
Maximum operating pressure: 15 bar
Connection type: G 1/2 in connections
Connection dimension: DN15
Ceramic cartridge: 40 mm
One-way Function



DIMENSIONS

12.5 x 13 x 13 CM

APPLICATIONS

Bathroom

BOX COMPONENTS

- Handle
- Concealed Mixer with Plastic (ABS) Protection box
- (SUS 304) Frame
- (SUS 304) Screws
- Fischer wall plug set
- Allen key

COUNTRY OF ORIGIN

Made in China for HATCH Sanitary

WARRANTY

7 years for concealed mixer
 2 years for mixer accessories and mechanical parts



hatch-products.com

HATCH SANITARY

Hatch Sanitary is a trademark owned by MHG

Old Al Kharj Road, Building No. 3533
 Riyadh 14511 - 8305
 Kingdom of Saudi Arabia

info.mhg@marketing-home.com

800 122 2230